

# Campbell River Economic Development **2015 Site Selector Guide**

**International Standards**



**Campbell River**  
British Columbia, Canada

**Campbell River Economic Development Corporation**  
900 Alder Street, Campbell River, BC, V9W 2P6

[invest@campbellriver.ca](mailto:invest@campbellriver.ca)

**Toll Free 1-866-830-1113 (x 4)**

**Local 250-830-0411 (x 4)**

# Campbell River Economic Development

## Notice

This document was originally prepared by EDCD Consulting for the Campbell River Economic Development Corporation. While every effort has been taken in the compilation of this information to ensure its accuracy at the time of publication, neither EDCD Consulting nor any person acting on their behalf accepts warranty or liability from incorrect, incomplete or misleading information or its improper use. Readers should be aware that information in this publication may change at any time and without notice.

This document was produced in accordance with the new industry site selection standards for North America. These standards, which include over 1,200 data elements, were developed by a joint committee comprised of members from the American Economic Development Council (AEDC), the Council for Urban Economic Development (CUED) and the Economic Developers Association of Canada (EDAC), along with six of the nation's top corporate site selectors.

This document is not inclusive of all data available from Campbell River Economic Development. If you have any questions or comments about the information contained in this document, please contact:

Contact:  
Campbell River Economic Development Corporation  
Local 250-830-0411 (x 4)  
Toll Free 1-866-830-1116 (x 4)  
Email: [invest@campbellriver.ca](mailto:invest@campbellriver.ca)  
Social Media: [Facebook](#) & [Twitter](#)

© 2015  
Campbell River Economic Development Corporation  
All rights reserved.

## Contents

<b>About Campbell River</b> .....	<b>3</b>
<b>Demographics</b> .....	<b>3</b>
Population .....	3
Household Income.....	3
Household Income % Distribution .....	3
Employment by Sector .....	4
Occupation by Major Group – % Distribution .....	4
Employment Rates & Distribution .....	5
Workforce Education Attainment.....	5
Workforce Education Attainment.....	5
<b>Payroll Costs</b> .....	<b>6</b>
Workers Compensation .....	6
Employment Insurance .....	6
Social Insurance (Canada Pension Plan – CPP) .....	6
<b>Leading Employers</b> .....	<b>7</b>
Sample Selection of Campbell River’s Major Employers .....	7
<b>Higher Education</b> .....	<b>8</b>
Higher Education - Closest Four Year Institutions .....	8
Closest Community & Technical College .....	8
<b>Transportation</b> .....	<b>9</b>
Air Transportation Service.....	9
Closest Ports .....	10
Customs Port of Entry .....	10
Couriers.....	10
Distance to Major Centres.....	10
Highways / Trucking within the Community.....	10
Motor Carriers/Trucks .....	10
<b>Utilities</b> .....	<b>11</b>
Water .....	11
Sewer.....	11
Natural Gas .....	11
Electric Power .....	12
Telecommunications .....	13
Landfill and Waste Management.....	13
Nearest Licenced Hazardous Materials Disposal Site .....	13
Warehouses .....	13
<b>Research Base</b> .....	<b>14</b>
<b>Business Support Services</b> .....	<b>14</b>
<b>Government</b> .....	<b>15</b>
City/Municipal .....	15
Regional (Similar to US County).....	15
Provincial (Similar to US State).....	15
Premier (Similar to US Governor).....	15
Provincial Government Representation (Similar to US Government Representation).....	15
Federal Government Representation (Similar to US Congress Person) .....	15
Senators (Similar to US Senators) .....	15
<b>Taxation</b> .....	<b>16</b>
Corporate Income Tax .....	16
Personal Income Tax.....	16
Federal & Provincial Sales Tax .....	16
Property Tax .....	17
<b>Resources</b> .....	<b>19</b>
Business Associations .....	19
<b>Quality of Life</b> .....	<b>20</b>
Climate .....	20
Languages .....	20
Crime Rate .....	21
Financial.....	21
Foreign Consulates .....	21
Hospitals .....	21
Physicians and Dentists .....	21
Religious Institutions .....	21
Culture and Recreation.....	22
Organized Sports Groups.....	22
Schools.....	23

# About Campbell River

The gateway to Northern Vancouver Island, Campbell River has evolved into a major service centre for the northern half of Vancouver Island. Extending for over 24 kilometers along the waterfront of Discovery Passage, Campbell River lies within the Strathcona Regional District and has unparalleled views east to the mainland. The City of Campbell River is located on the 50th parallel on the east coast of Vancouver Island, midway between Victoria (264 km to the south) and Cape Scott to the North. The boundaries encompass an area of 33,955 acres.



## Demographics

### Population

Population by Age Group	Campbell River	% of Population	Strathcona Regional District	% of Population	% Change from 2006
Under – 19	6,990	22.4 %	9,525	22.0 %	-5.47%
20 – 34	4,760	15.3 %	6,220	14.4 %	4.38%
35 – 54	8,915	28.6 %	12,475	28.9 %	-6.40%
55 – 74	8,280	26.6 %	12,245	28.3 %	30.70%
75 – Older	2,220	7.1 %	2,780	6.4 %	27.22%
<b>Total</b>	<b>31,165</b>	<b>100 %</b>	<b>43,245</b>	<b>100%</b>	<b>5.15%</b>

Source: [Statistics Canada, 2011](#)

### Household Income

Economic Family Income	Campbell River (2011)
Number of Private Households	13,425
Median Household Income	\$69,484
Average Household Income	\$77,809

Note: Economic refers to the sum of the total incomes of all members of that family.

Source: [National Household Survey, 2010](#)

### Household Income % Distribution

Economic Income Breakdown	Campbell River (2011)
less than \$39,999	62%
\$40,000 to \$59,999	16%
\$60,000 to \$79,999	8%
\$80,000 and over	14%

Source: [National Household Survey, 2010](#)

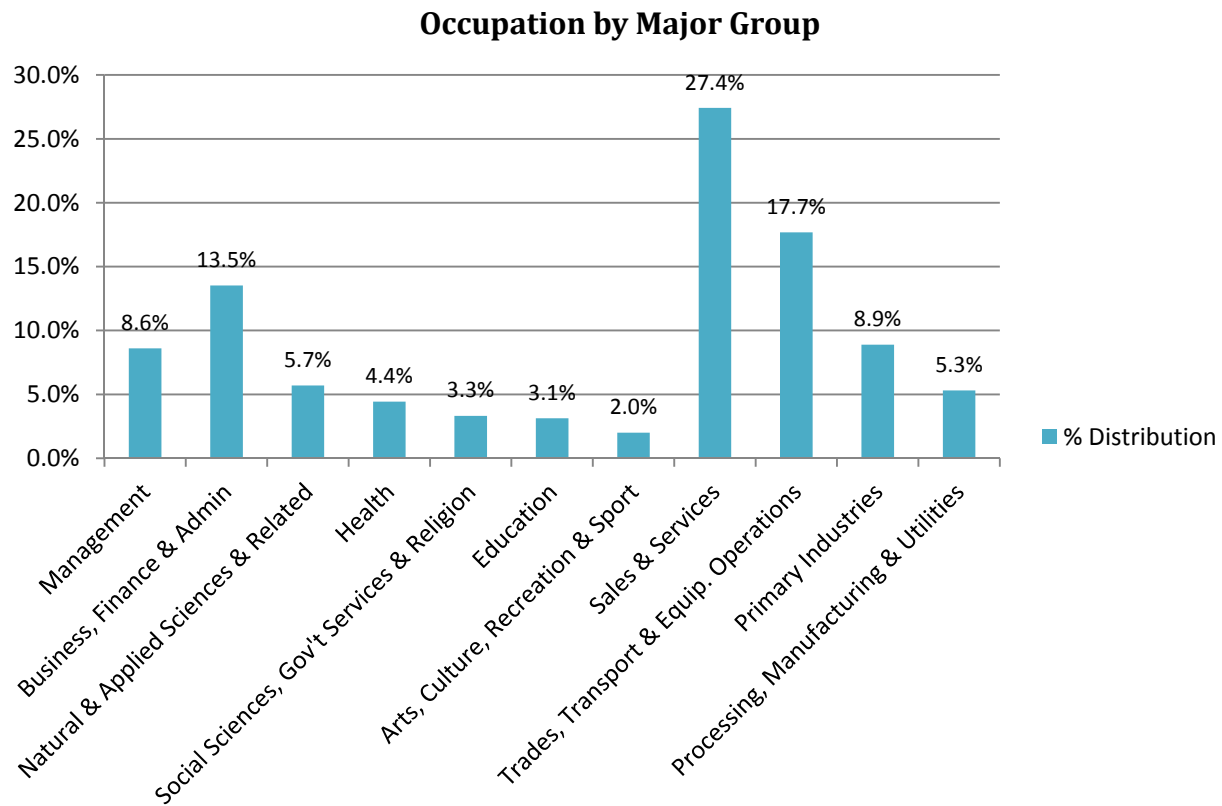
# Labour Force

## Employment by Sector

Sector	Number	% of Population
Agriculture and Other Resource Based Industries	1,970	12.9%
Construction	985	6.5%
Manufacturing	1,505	9.8%
Wholesale Trade	335	2.2%
Retail Trade	2,210	14.5%
Finance and Real Estate	645	4.2%
Health Care and Social Services	1,305	8.6%
Educational Services	875	5.7%
Business Services	4,635	30.4%
Other Services	775	5.0%
<b>Total</b>	<b>15,240</b>	<b>100.0%</b>

Source: Financial Post Canadian Market Demographics, 2011 (Economic Development sourced document)

## Occupation by Major Group – % Distribution



Source: Financial Post Canadian Market Demographics, 2011 (Rivercorp sourced document)

## Place of Work Status

Employed Residents of Campbell River	Total	Male	Female
Employees aged 15 years and up	14,365	7,380	6,990
Work at home	560	235	325
Work outside Canada	45	45	0
No fixed workplace	2,160	1,700	460
Worked at usual place in Campbell River	11,610	5,405	6,205

Source: [Statistics Canada, NHS Profile 2011](#)

## Employment Rates & Distribution

Status of Labour Force 2011 (15 years and up)	Total	Male	Female
Population in the Labour Force	15,500	8,120	7,375
Self Employed	1,765	1,070	695
Employee	13,730	7050	6685
Unemployment Rate	9.1%		n/a

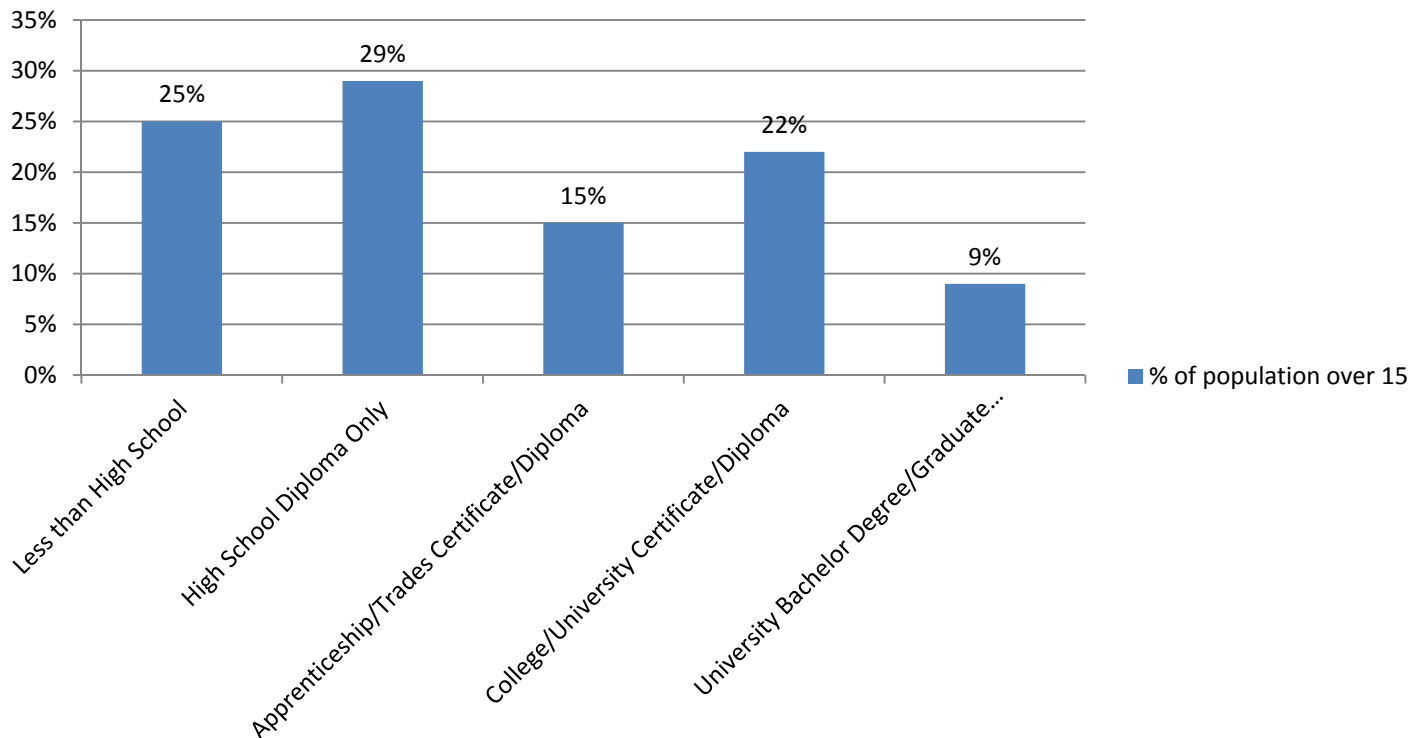
Source: [Statistics Canada, NHS Profile 2011](#)

## Workforce Education Attainment

Education Level	% of Population Over 15 Years
Less Than High School Diploma	25%
High School Diploma	29%
Apprenticeship/Trades Certificate/Diploma	15%
College/University Certificate/Diploma	22%
University Bachelor/Graduate Degree	9%

Source: [Statistics Canada, NHS Profile 2011](#)

## Workforce Education Attainment



# Payroll Costs

## Workers Compensation

Details	Amount	Notes
Average Base Premium Rate Per \$100 Payroll	\$1.70	All rates as of January 2014. Rates set by employer's industrial activity. Applies up to maximum gross earnings of \$73,700.
Average Rate for Office Workers* Per \$100 Payroll <a href="#">*WCB Industry Group FY04, Classification CU762006</a>	\$0.14	Range for business services operating in an office building. Applies up to maximum gross earnings of \$73,700 per year.
Maximum Weekly <u>Benefit (Net)</u> *As per the 2012 net compensation table (based on \$66,500 annual gross earnings, 90% net weekly is \$887.53).	\$887.53*	90% of net average earnings based on maximum assessable earnings of \$73,700 per year. Represents lost wages only. Health care costs are covered as well. Paid by Workers Compensation Board of BC.

Source: [WorkSafe BC](#)

## Employment Insurance

Federal EI Premium Rates	Amount
Maximum Annual Insurable Earnings	\$48,600
Maximum Annual Employee Premium	\$913.68
Maximum Annual Employer Premium	\$1,279.15
Percentage Rate (Employer Premium)	1.88%

Source: [Canada Revenue Agency](#)

## Social Insurance (Canada Pension Plan – CPP)

Federal EI Premium Rates	Amount
Maximum Annual Pensionable Earnings	\$52,500
Basic Exemption	\$3,500
Maximum Contributory Earnings	\$49,000
Employer Contribution Rate %	4.95%
Maximum Annual Employee Contribution	\$2,425.50
Maximum Annual Self-Employed Contribution	\$4,851.00

NOTE: Based on annual gross salary up to \$50,100, basic exemption of \$3,500. Employer / employee required to contribute to Canada Pension Plan

Source: [Canada Revenue Agency](#)

# Leading Employers

## Sample Selection of Campbell River's Major Employers

Sector	Product/Service	Company	Estimated Employees
<b>Aquaculture</b>	Seafood	Grieg Seafood BC Ltd.	127
		Cermaq (formerly Mainstream Canada)	250
		Marine Harvest Canada	193
		Akva Group	9
<b>Development</b>	Construction / Property Management	Seymour Pacific Developments & Broadstreet Properties	120
<b>Finance</b>	Banking	Bank of Montreal (BMO)	15
		Coastal Community Credit Union (CCCU)	35
		Royal Bank of Canada (RBC)	32
<b>Forestry</b>	Timber Harvest	Western Forest Products Ltd.	450
<b>Health Care</b>	Health Service	Island Health Authority (Including CR Hospital)	600
<b>Public Sector</b>	Municipal Government	City of Campbell River	234
<b>Education</b>	Educational Institutions	School District #72	936
		North Island College	83
<b>Media</b>	Newspaper	Campbell River Mirror	262
<b>Mining</b>	Mining	NVI Mining	315
		Quinsam Coal	150
<b>Retail - Food</b>	Grocery Store	Save on Foods	130
		Quality Foods	60
		Real Canadian Superstore	235
		Thrifty Foods	100
<b>Retail - Variety</b>	Merchandise	Canadian Tire	65
<b>Tourism</b>	Accommodations	Coast Discovery Inn Hotel & Marina	50
		Painters Lodge & April Point Resort & Spa (Oak Bay Marine Group - seasonal)	130
		Dolphins Resort	91
<b>Transportation</b>	Dealerships	Bill Howich Chrysler, Jeep, Dodge, RV & Marine	55
		Steve Marshall Ford Auto Group	98

NOTE: Total estimated number of employees including full time, part time and seasonal employees that responded to the survey request.

If you would like to see your business listed here, email the details to [invest@rivercorp.ca](mailto:invest@rivercorp.ca) or call Rivercorp at 250.830.0411 x 4

Source: Campbell River Economic Development, 2014



# Higher Education

## Higher Education - Closest Four Year Institutions

Institution	North Island College (NIC)
Campus	Campbell River Campus
Address	1685 South Dogwood Street, Campbell River, BC, V9W 8C1
Telephone	250-923-9700
Website	<a href="http://www.nic.bc.ca">www.nic.bc.ca</a>
Total Enrollment	3,016
Distance from Campbell River	Within the community
Degrees Conferred UG/G	235 (3 yr. average 09/10 to 11/12)

**North Island College Undergraduate Programs:** University transfer, university partnerships, English, Math & Sciences, Humanities & Social Sciences, Aboriginal Education, Business, Applied Business Technology, Fine Arts, Community Care, Human Services, Health Care, Tourism & Hospitality, Trades & Technology, Apprenticeship Training, Upgrading, Continuing Education.

**North Island College Graduate Programs:** N/A

Source: [North Island College](http://www.nic.bc.ca)

Institution	Vancouver Island University (VIU)
Campus	Nanaimo Campus
Address	900 Fifth Street, Nanaimo, BC V9R 5S5
Telephone	Tel: 250-753-3245 Toll Free: 1-888-920-2221
Website	<a href="http://www.viu.ca">www.viu.ca</a>
Distance from Campbell River	157 km
Total Enrollment	18,679 (All Campuses), 12,378 (Nanaimo Campus)
Full-Time	5,545 (Nanaimo Campus)
Part-Time	6,833 (Nanaimo Campus)

**Vancouver Island University Undergraduate Programs:** VIU offers a variety of certificate, diploma and degree programs. Program areas: Art, Design & Performing Arts; Arts & Humanities; Business & Management; Career & Academic Preparation; Continuing Education; English as Second Language (ESL); First Nations; Health; High School Equivalency; Human Services; Natural Resource Extension Program; Online/Distance Courses; Science & Technology; Social Sciences; Tourism, Recreation & Hospitality; Trades & Applied Technology.

**Vancouver Island University Graduate Programs:** Master of Arts in Sustainable Leisure Management, Master of Business Administration (MBA), Master of Education in Educational Leadership, Master of Education in Educational Leadership (International Student Option), Master of Education in Special Education.

Source: [www.viu.ca](http://www.viu.ca)

## Closest Community & Technical College

Institution	Discovery Community College
Campus	Campbell River
Address	1325 Shoppers Row, Campbell River, BC V9W 2C9
Telephone	1-877-315-5241
Website	<a href="http://www.discoverycommunitycollege.com">www.discoverycommunitycollege.com</a>
Distance from Campbell River	Within the community
Total Enrollment	72

**Discovery Community College Undergraduate Programs:** Specialized career training programs in areas of Health, Business, Trades, Web Development and Online Learning. Certificate and diploma programs in Health Care Assistant, Community Support Worker, Practical Nurse, Dental Assistant, Medical and Dental Office Management, Accounting and Finance Certificate, Computer Business Applications, Medical Dental Accounting Admin Diploma, Business Admin, Office Administration Certificate, Residential Construction Program.

**Discovery Community College Graduate Programs:** N/A

Source: [www.discoverycommunitycollege.com](http://www.discoverycommunitycollege.com)

# Transportation

## Air Transportation Service

Closest Airport	Campbell River Regional Airport (YBL)		
Distance to Airport	15 km		
Weekly Flights to Vancouver through:	Summer	Winter	
Coastal Mountain Air (CMA) (Code Share with Air Canada)	8	8	
Pacific Coastal Airlines (PCA)	6	7	
PCA to Bella Bella	3	3	
Hub Status	Commercial, will accept Charter traffic		
Hours of Operation	24 hours/day 7 days/week*		
Number of Runways	2		
Runway Length	6,500 each		
Helicopter Pad	2		
Approved Capital Expansion Plan	Yes		
Air Cargo Transportation	Pacific Coastal Airlines moves freight		
Total Daily Non-Stops to All Cities Served	9 flights to YVR (Vancouver)		
Number of Days Closed Due to Inclement Weather in the Past 3 Years	0		
Flights to Largest Cities Served	Vancouver		
Helicopter Companies Serving Airport	Charter 3	Passenger 3	Air Cargo --

NOTE: \*Limited hours of service to scheduled flights under 15 passengers and crew from 08:30 to 16:30 M-F

Source: [Campbell River Airport](#)

Largest International Airport	Vancouver International Airport (YVR)	
Distance to Airport	245 km*	
Average Number of Weekly Flights:	Summer	Winter
BC	1095	1005
Canada	719	548
Asia	122	99
Europe	68	26
Mexico	16	40
United States	527	385
South Pacific	12	12
Caribbean / Central America	2	8

Notes: \*Requires ferry or flight to the mainland. YVR is Canada's second busiest airport with approximately 17.6 million passengers (including same plane transit), 228,000 tonnes of cargo and 296,000 take-offs and landings (2012).

Source: [Vancouver International Airport Media Department](#)

Closest International Airport	Comox International Airport (YQQ)	
Distance to Airport	60 km	
Number of Weekly Non-stop Flights to:	Summer	Winter
Calgary	21	15
Edmonton	7	6
Vancouver	70	70
Puerto Vallarta (Mexico)	0	7

Source: [Comox International Airport](#)

## Closest Ports

Name	Nanaimo Port Authority
Location/City	Nanaimo, BC
Located Within the Community	No
Distance From Campbell River	155 km
Type of Port	Ocean
Channel Depth	13 meters (43 feet)
Turning Basin	Unlimited (minimum 8 meters, 26 feet deep)
Shallow Water Barging Facilities	No
Deep Water Barging Facilities	Yes
General Cargo Facilities	Yes
Containerized Facilities	Yes
Storage Facilities	Yes
Highways Serving Port	#1, #19
Railways Serving Port	E&N Railway

Source: [Nanaimo Port Authority](#)

## Customs Port of Entry

Name	Campbell River Airport
Services Available	Can-pass and customs on site if required
Site Location	Campbell River
Type of Entry Point	Airport

## Couriers

Name	Purolator (International)	Federal Express (International)	UPS (International)	FAS Delivery (Comox)
Latest Pick-up Time	4:00 p.m. (drop off)	11:30 a.m. (drop off)	5:00pm	4:00 p.m.
Earliest Delivery	10:30 a.m.	12 noon	9:00am	8:30 a.m.
Next Day Delivery	Yes	Yes	Yes	Yes
Saturday Delivery	No	No	No	By arrangement

NOTE: Time and delivery territories are approximate; please call the service provider for specific information.

## Distance to Major Centres

Metro Area	Miles	Kilometres
Victoria (Vancouver Island)	165	265
Vancouver (British Columbia)	147	236
Edmonton (Alberta)*	815	1,312
Regina (Saskatchewan)*	1,214	1,954
Toronto (Ontario)*	2,877	4,615
Seattle (Washington)*	300	483
Los Angeles (California)	1,422	2,288

NOTE: \*Requires a ferry from Vancouver Island (Nanaimo and/or Victoria) to the mainland

Source: [World Atlas Driving Distance](#)

## Highways / Trucking within the Community

Highway Name	Type	Code
North Island Highway (Inland)	Provincial	Hwy19
South Island Highway (Scenic)	Provincial	Hwy19A
Gold River Highway	Provincial	Hwy28

## Motor Carriers/Trucks

Number	Details
Common Carriers Serving the Area	3 truck, 4 bus lines/motor coach
Common Carriers Within Local Terminals	1 truck, 1 motor coach

# Utilities

## Water

### Water Availability

Major Source	John Hart Lake
Percent of Population Served	100%

### Water Treatment/Production

Provider	City of Campbell River
Rated Capacity	1050 l/s
Average Daily Demand	25.9 million litres
Peak Demand	57.7 million litres
Cost – Residential	\$24/month (\$26.50/month by January 2015)
Cost – Industrial	\$0.48 per cubic metre (\$0.53/m <sup>3</sup> by January 2015)

Source: [City of Campbell River – Water](#)

## Sewer

### Sewer Treatment

Provider	City of Campbell River (Norm Wood Environmental Centre)
Rated Capacity	41,400 m <sup>3</sup> /day (NVEC) plus 410 m <sup>3</sup> /day for Industrial Park Lagoon
Average Daily Demand	13,382 m <sup>3</sup> /day (NVEC)
Peak Demand	23,775 m <sup>3</sup> /day (NVEC)
Cost – Residential	\$22.5/month (\$24.00/month by January 2015) plus parcel tax of \$39 - \$64 / year
Cost – Industrial Users	\$0.76 m <sup>3</sup> /day based on water consumption. (\$0.81 m <sup>3</sup> by January 2015) plus parcel tax of \$39 - \$64/year

Source: [City of Campbell River - Sewer](#)

## Natural Gas

<b>Provider</b>	<b>Fortis BC</b>
<b>Rate Territory</b>	<b>Vancouver Island</b>
Firm Contract Rates	Yes - available for large volume commercial, institutional, multi-family and other accounts with an annual consumption of approximately 5,000 GJ or more. Contact Fortis BC for details.
<b>Type of Customer</b>	<b>Residential</b>
Basic Monthly Charge	\$10.70 per month
Cost of Gas /Commodity Charge	\$14.32 per GJ
Interruptible Service Rates	No
<b>Type of Customer</b>	<b>Small Commercial Customers (Rate 2) Annual consumption of 200-599GJ</b>
Basic Monthly Charge	\$34.15 per month
Cost of Gas/Commodity Charge	\$16.455 per GJ or as negotiated with gas marketer
Interruptible Service Rates	Yes - for large volume customers that have the ability to switch to an alternate energy source. Contact Fortis BC for details.
<b>Type of Customer</b>	<b>Large Commercial Customers (Rate 3) Annual consumption of 6,000+GJ</b>
Basic Monthly Charge	\$205.24 per month
Cost of Gas /Commodity Charge	\$12.015 per GJ or as negotiated with gas marketer
Interruptible Service Rates	Yes - for large volume customers that have the ability to switch to an alternate energy source. Contact Fortis BC for details.

NOTE: Basic monthly charge is based on a 31 day month; commodity charge represents the price of natural gas itself; delivery charges represent what Fortis BC charges to deliver the natural gas to your home or place of business, maintain the pipes and meters, and respond to gas emergencies – 24 hours a day; midstream charge represents Fortis BC's costs related to storing, transporting and managing the gas for its customers; Vancouver Island/Sunshine Coast. Customers delivery, midstream and daily charges are not shown, they are billed in addition separately.

Source: [fortisbc.com](http://fortisbc.com)

## Electric Power

Provider	BC Hydro
Communities Served	Serves 95% of all British Columbian residents
Company-net Importer or Exporter of Power	Net exporter - BC Hydro generates 50,000 GWH of electricity annually.
% of Reserve Margin Including Generation & Net Purchases	8% as per WSCC guidelines plus an additional 8% surplus
Average Electrical Services Availability Index (Most Recent Year)	99.974
Average Electrical Services Availability Index (Last 5 Years)	99.967
Name of Power Pool Membership	Formal membership in WSCC, WSPP, Power Pool of Alberta (PPA), MAPP. Also active in SPP and CalPX
Source Electric Power Deregulated	Wholesale competition allowed
<b>Residential Customers</b>	5.98 cents per Kwh for the first 1,350 Kwh they use over a two month billing period. Above that amount customers will pay 7.21 cents per Kwh for the balance of the electricity used during the billing period.
<b>Business Customers</b>	Average Cost Per kWh
<i>General Service under 35kW for 2 Months</i>	
<i>Small businesses such as stores, small warehouses, offices, and auto repair shops</i>	
• Basic Charge	\$15.48 per day
• All kWh	\$0.0736 kWh
• Minimum Charge	The Basic Charge
• Rate Rider	0.5% Rate Rider applied to all charges, before taxes and levies.
<i>General Service 35 kW and over for 1 month</i>	
<i>Retail stores, medium industry, manufacturing, schools, office buildings, and supermarkets</i>	
• Basic Charge	\$15.48 per day
• Demand Charge	First 35 kW for NIL Next 115 kW at \$3.77 per kW All additional kW at \$7.23 per kW
• Energy Charge	First 14,800 kWh \$0.0736 per kWh All additional kWh \$0.0354 per kWh
• Discounts	1.5% on entire bill if customer's electricity is metred at primary potential \$0.25 per kW if customer supplies transformation from a primary to a secondary potential. If a customer is entitled to both discounts the 1.5% discount is applied first.
• Minimum Charge	50% of the highest maximum demand charge billed in any month within an on-peak period (1 November to 31 March inclusive) during the preceding 11 months.
• Rate Rider	0.5% Rate Rider applied to all charges, before taxes and levies.
<i>Industrial: Transmission Service</i>	
<i>Mines, chemical plants, large sawmills, pulp and paper mills, large manufacturing</i>	
• Demand Charge	\$5.036 per kVa of billing demand
• Energy Charge	\$0.02462 per kWh applied to all kWh up to and including 90% of the costumers baseline load (CBL) in each billing year. \$0.07360 per kWh applied to all kWh above 90% of the CBL in each billing year.
• Minimum Charge	\$5.036 per KVa of billing demand per billing period
• Rate Rider	0.5% Rate Rider applied to all charges, before taxes and levies.

Source: [BC Hydro "Rates"](#)

## Telecommunications

Provider	Shaw	Telus
Company Address	630 Third Avenue SW Calgary, AB T2P 4L4	#5 – 3777 Kingsway Burnaby, BC V5H 3Z7
Websites	<a href="http://www.shaw.ca">www.shaw.ca</a>	<a href="http://www.telus.com">www.telus.com</a>
Contact Numbers		
Residential Inquiries	250-923-8899	604-310-2255
Business Inquiries		604-310-3100
<b>Service Characteristics</b>		
Switch Technology	Digital	Digital
Fiber Service Provided	Not to customer's home	10 Mbps to 10 Gbps+
100 Mbps LAN Service Available	Dependent on customer	--
Monitoring – Remotely or On-Site	Monitoring for major outages	Remotely
VDSL Available	No	Yes
ADSL Available	No	Yes – depends on location
ADSL Available From Switch	No	Yes – depends on location
Redundant Fiber Ring Connection	-	Yes
Dual Feed From Two Separate Switching Offices	Yes	Yes
Multiple Route Diversity	Yes	Yes

NOTE: To verify specific service requirements/information, please contact the telecommunication service provider.

Source: [Telus](#) & [Shaw](#)

## Landfill and Waste Management

Name	Campbell River Waste Management Centre
Location	6700 Argonaut Road
Capacity Left at Current Site	Limited
Plans for New Capacity	Transfer station

NOTE: Transfer station to provide service; city offers curbside recycling.

Source: [Comox Strathcona Waste Management](#)

## Nearest Licenced Hazardous Materials Disposal Site

Name	Campbell River Waste Management Centre
Comments	Household hazardous waste only
Number of Licenced Hazardous Waste Haulers Serving the Area	1

Source: [Strathcona Regional District](#)

## Warehouses

Details	Number	Unit Features
Number of Public Warehouses	12	Secure, ventilation, heated, self-storage Commercial options also available Industrial storage units for warehousing Indoor and outdoor or covered RV and boat storage

Source: [Go Campbell River](#)

# Research Base

---

<b>Name</b>	<b>Vancouver Island University (VIU)</b>
Address	900 Fifth Street, Nanaimo
Affiliation	Research and Scholarly Activity Office
Research Specialty	Liberal studies, fraud and ethics, leisure management, sturgeon studies, shellfish research, coastal health
Annual Funding	2.2 million
Employment	
Research & Development	--
Total	--

Source: [Vancouver Island University](#)

# Business Support Services

---

<b>Business Support Service</b>	<b>Number</b>
Machine Shop (Tool and Die)	5
Welding	7
Office Equipment Service and Repair	1
Full Time/Temporary Employment Services	1
Number of Import/Export Brokers	0
Financial Institutions	6
Number of International Courier Services	3
Business Association	4
Number of Freight Forwarders	1

# Government

---

## City/Municipal

### City of Campbell River (Mayor and Council)

Form (Structure) / Number of Elected Officials	1 Mayor & 6 Councillors+
Mayor	Andy Adams elected in November 2014
Next Election	November 2018 (4 year term)
City Manager/Chief Administrative Officer (CAO)	Ron Neufeld (Interim)

Source: [City of Campbell River](#)

## Regional (Similar to US County)

### Strathcona Regional District (SRD)

Form (Structure)	Board
Number of Elected Officials	13 Directors representing 5 member municipalities
Board Chair	Craig Anderson
Next Election	November 15, 2014 (4 year term)
Regional District Manager/CAO	Brian Reardon

Source: [Strathcona Regional District](#)

## Provincial (Similar to US State)

### Government of British Columbia

Form (Structure)	British Parliament
Number of Elected Officials	85
Legislature Convenes	The second Tuesday of February each year is reserved for the Throne Speech and the start of a new session. The third Tuesday of February each year is reserved for the Budget Speech. The legislature is in session for about four months per year on average.

Source: [BC Government](#)

## Premier (Similar to US Governor)

Name of Premier	Christy Clark
Party Affiliation	British Columbia Liberal Party
Elected	June 10, 2013
Current Term Expiration	May 19, 2017

Source: [BC Government Premier](#) & [Elections BC](#)

## Provincial Government Representation (Similar to US Government Representation)

Name of MLA	Claire Trevena
Electoral District	Vancouver Island North
Party Affiliation	New Democratic Party of British Columbia

Source: [Legislative Assembly of BC](#)

## Federal Government Representation (Similar to US Congress Person)

Name of Member of Parliament	John Duncan
Electoral District	Vancouver Island North
Party Affiliation	Conservative Party of Canada

Source: [Elections Canada](#)

## Senators (Similar to US Senators)

Number of Appointed Officials	In Canada there are ordinarily 105 Senators appointed by the Governor General on the advice of the Prime Minister. Senators represent the provinces and territories of Canada and are appointed until the age of 75.
-------------------------------	--



# Taxation

## Corporate Income Tax

	Small Business	Manufacturing	Non-Manufacturing
<b>Federal</b>			
Rate	11.0%	15.0%	15.0%
Formula (Sales, Property & Payroll)	n/a	n/a	n/a
Accelerated Depreciated Permitted	Yes	Yes	Yes
<b>Provincial</b>			
Rate	2.5%	10.0%	10.0%
Formula (Sales, Property & Payroll)	Sales & Payroll	Sales & Payroll	Sales & Payroll
Accelerated Depreciated Permitted	No	No	No
<b>Local</b>			
Municipalities do not collect tax on corporate income or business receipts.			
Total Federal and Provincial Corporate Income Tax	13.5%	25.0%	25.0%

## Personal Income Tax

Details	Federal	Provincial	Local
Earned Income	15% - 29%	5.06% - 14.7%	0%
Unearned Income (e.g., Dividend)	0.0% - 14.55%	0.00% - 3.92%	0%
Capital Gains	7.5% - 14.5%	2.08% - 7.35%	0%

## Federal & Provincial Sales Tax

	Rate	Notes
Federal Goods and Services Tax (GST)	5%	GST on business input is fully recoverable
Provincial (State) Sales Tax* (PST) <a href="#">A full list of PST details</a>	7%	0% for production machinery and equipment for eligible manufacturers
Local	0%	BC has no local sales tax
Total (Effective Combined Rate) Business	7%	Net of GST 0% for production machinery and equipment for eligible manufacturers

Source: [Federal Government](#) [Provincial Government](#)

## Sales Tax Rate by Utility

	Rate	Notes
Electric Power	12%	5% GST is fully recoverable
Natural Gas	12%	5% GST is fully recoverable
Fuel Oil	7%	5% GST is fully recoverable
Water	0%	5% GST is fully recoverable
Sewer	0%	5% GST is fully recoverable
Hazardous Waste Disposal	12%	5% GST is fully recoverable

## Telephone Subject to Sale / Use Tax

	Yes/No	Rate	Notes
Local	Yes	12%	5% GST is fully recoverable
Long Distance in Province	Yes	12%	5% GST is fully recoverable
Long Distance out of Province	Yes	12%	5% GST is fully recoverable

NOTE: Toll free service is not subject to sales tax.

## Machinery and Equipment Subject to Sales / Use Tax

	Yes/No	Rate	Notes
Production	No	0%	
Non-Production	Yes	12%	5% GST is fully recoverable
Pollution Control	Yes	12%	5% GST is fully recoverable
Office Furniture/Fixtures/Equipment	Yes	12%	5% GST is fully recoverable

NOTE: Equipment used in software development, manufacturing and processing is exempt.

## Sales / Use Tax on Tangible Property

	Yes/No	Rate	Notes
Office Building Construction Materials	Yes	12%	5% GST is fully recoverable
Industrial Building Construction Materials	Yes	12%	5% GST is fully recoverable
Manufacturer's Raw Materials	No	0%	5% GST is fully recoverable
Standard Software	Yes	12%	5% GST is fully recoverable
Custom Software	Yes	12%	-

## Sales / Use Tax on Intangible Property

	Yes/No	Rate	Notes
Accounts Receivable	No	0%	-
Capital Stock	No	0%	-
Stock/Bond Transaction Fee	No	0%	-

## Property Tax

### City of Campbell River Class & Tax Rates

Property Class	General & Debt	Library	Regional District Admin & Emergency Services	Regional District E911 & Recreation	Regional Hospital	Regional Solid Waste	BC Assessment	Municipal Finance Authority	School	TOTAL
<b>Residential</b>	5.58785	0.27196	0.07201	0.78570	0.84004	0.03173	0.06190	0.00020	2.56540	<b>10.21679</b>
<b>Utilities</b>	19.12699	0.93090	0.25203	2.68941	2.94014	0.10861	0.51150	0.00070	13.60000	<b>40.16028</b>
<b>Major Industry</b>	30.55892	1.48729	0.24483	4.29683	2.85614	0.17352	0.51150	0.00070	6.00000	<b>46.12973</b>
<b>Light Industry</b>	11.69358	0.56912	0.24483	1.64421	2.85614	0.06640	0.17550	0.00070	6.00000	<b>23.25048</b>
<b>Business and Other</b>	11.69358	0.56912	0.17642	1.64421	2.05810	0.06640	0.17550	0.00050	6.00000	<b>22.38384</b>
<b>Managed Forest Land</b>	6.11871	0.29780	0.21603	0.86034	2.52012	0.03474	0.36160	0.00060	2.40000	<b>12.80994</b>
<b>Recreation / Non-profit</b>	6.51706	0.31718	0.07201	0.91635	0.84004	0.03700	0.06190	0.00020	3.40000	<b>12.16174</b>
<b>Farm</b>	5.46722	0.26609	0.07201	0.76874	0.84004	0.03104	0.06190	0.00020	6.90000	<b>14.40723</b>

Real Property Tax Rates Per \$1,000 of Assessed Property (Land and Buildings) – Municipal

Source: [City of Campbell River, Current Tax Rates 2014](#)

## Property Tax Rates per \$1,000 Assessed Personal Property (M&E, Inventory, Other) Municipal

**Note: BC does not have personal property taxes.**

Details	Rate
Real Property	0%
Personal Property (Machinery/Equipment)	0%

### Subject to Personal Property Tax

Details	Yes/No	Rate
Production Machinery and Equipment	No	0%
Non-Production Machinery and Equipment	No	0%
Pollution Control	No	0%
<b>Inventory</b>		
Raw Materials	No	0%
Work in Progress	No	0%
Finished Goods	No	0%
<b>Freeport Legislation</b>		
Applicable to Warehousing	No	0%
Applicable to Manufacturing	No	0%
Goods Stored in Public Warehouse	No	0%
<b>Office Furniture-Fixtures</b>		
Computer Equipment	No	0%
Workstations	No	0%
Telephones	No	0%
Furniture	No	0%
Company Vehicles	No	0%
Standard Software	No	0%
Custom Software	No	0%

Other

### Local Occupation Tax (Paid by Employer)

	Rate	Basis
City Residents	0%	N/A
Non-city Residents	0%	N/A

### Local Wage Tax (Paid by Employer)

	Rate	Basis
City Residents	0%	N/A
Non-city Residents	0%	N/A

### Gross Receipts Tax Rate by Type of Business

Note: BC does not tax gross receipts.

# Resources

---

## Business Associations

<b>Name</b>	<b>Campbell River Economic Development Corporation</b>
Contact	Donna Hains, Board Chair
Address	900 Alder Street, Campbell River, BC, V9W 2P6
Telephone	250-830-0411 x 4
Email	<a href="mailto:invest@rivercorp.ca">invest@rivercorp.ca</a>
Website & Social Media	<a href="http://www.rivercorp.ca">www.rivercorp.ca</a> , <a href="#">Facebook</a> & <a href="#">Twitter</a>

<b>Name</b>	<b>Young Professionals of Campbell River</b>
Contact	Amanda Raleigh, Board Chair
Email	<a href="mailto:info@ypcampbellriver.com">info@ypcampbellriver.com</a>
Website & Social Media	<a href="http://www.ypcampbellriver.com">www.ypcampbellriver.com</a> , <a href="#">Facebook</a> & <a href="#">Twitter</a>

<b>Name</b>	<b>Downtown Business Improvement Association</b>
Contact	Ryan Phillips, Board Chair
Address	PO Box 20030, Campbell River, BC, V9W 7Z5
Telephone	250-287-7755
Website & Social Media	<a href="http://www.downtowncampbellriver.com">www.downtowncampbellriver.com</a> , <a href="#">Facebook</a>

<b>Name</b>	<b>Campbellton Neighbourhood Association</b>
Contact	Brian Shaw, Board Chair
Website & Social Media	<a href="http://www.campbellton.info">www.campbellton.info</a>
Social Media	<a href="#">Facebook</a> & <a href="#">Twitter</a>

<b>Name</b>	<b>Pier Street Business Association</b>
Contact	Phyllis Titus, President
Address	PO Box 20025, Station A, Campbell River, BC, V9W 7Z5
Telephone	250-287-7931
Website	<a href="http://www.pierstreet.com">www.pierstreet.com</a>

<b>Name</b>	<b>Campbell River Chamber of Commerce</b>
Contact	Gary Thulin, Board Chair
Address	900 Alder Street, Campbell River, BC, V9W 2P6
Telephone	250-287-4636
Website & Social Media	<a href="http://www.campbellriverchamber.ca">www.campbellriverchamber.ca</a> , <a href="#">Facebook</a> & <a href="#">Twitter</a>

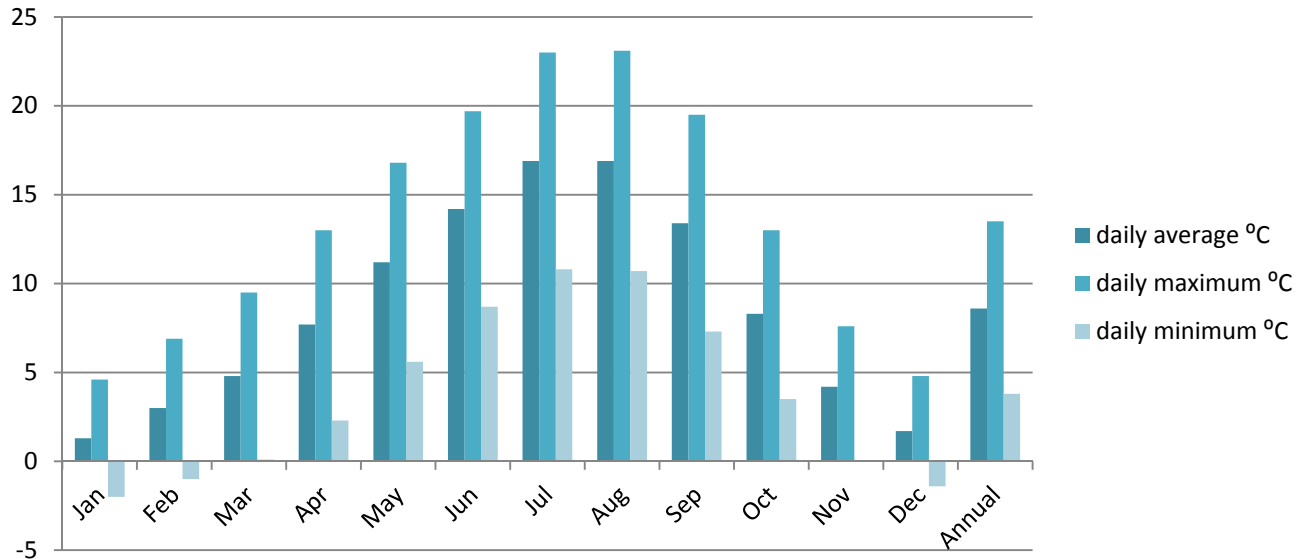
<b>Name</b>	<b>Willow Point Business Improvement Association</b>
Contact	Sandra Allen, BIA Lead
Email	<a href="mailto:willowpointbia@outlook.com">willowpointbia@outlook.com</a>
Telephone	250-923-3121

<b>Name</b>	<b>Campbell River Airport Authority</b>
Contact	Susan Sinnott, Chair & Tyler Masee, Airport Manager
Email	<a href="mailto:tyler.masee@campbellriver.ca">tyler.masee@campbellriver.ca</a>
Telephone	250-923-5012
Website & Social Media	<a href="http://www.crairport.ca">www.crairport.ca</a>

# Quality of Life

## Climate

<b>Location</b>	Campbell River
<b>Latitude</b>	49°57'07.000" N
<b>Longitude</b>	125°16'23.000" W



Campbell River is located at the south end of Discovery Passage at a point where the Georgia Strait narrows and fills with a tight cluster of islands. The climate is mild throughout the year with summer highs averaging in the mid-20s Celsius and winter lows hovering around the freezing mark. Campbell River enjoys approximately 1,800 hours of sunshine each year.

## Weather Averages

Weather Detail	Calculation
Annual Average Temperature	8.6°C
Daily Maximum	13.5°C
Daily Minimum	3.8°C
Annual Average Precipitation	1451.5 mm
Rainfall	1344.1 mm
Snowfall	109 cm
Annual Average Wind Speed	Data currently unavailable for the Campbell River station
Elevation (Above Sea Level)	108.80 m

Source: [Environment Canada](#)

## Languages

Language Information	Details
Estimated Number of Bilingual Individuals	2,090 (French/English)
Estimated Number of Multilingual Individuals	240
Estimated Percent	7.5%
Languages Spoken	German, Italian, Punjabi, Spanish Tagalog (Filipino), French, Chinese, Vietnamese, Croatian, Korean
Number of Immigration Support businesses	1 (Immigrant Welcome Centre)

Source: [Statistics Canada, 2011 Campbell River Census Profile](#)

## Crime Rate

Details	Number
Crime Rate per 1,000 Inhabitants	97

Source: [Government of BC, Ministry of Justice \(2011\)](#)

## Financial

Institution Type	Details
Foreign Banks Branch or Office	1 (HSBC Bank Canada)
Canadian Banks (International Departments)	5 (BMO, CIBC, RBC, Scotiabank, TD)
US Banks (International Departments)	0
Regional Credit Unions	4 (CCCU, Campbell River x 2, Quadra & Cortes Islands)

## Foreign Consulates

Details	Located on Vancouver Island and in Vancouver
Foreign Consulates	87

Source: [Protocol & Events Branch – Intergovernmental Relations Secretariat](#)

## Hospitals

Campbell River General Hospital	Number
Number of Hospitals	1
Number of Beds	84*
New Hospital Number of Beds	95 New construction underway

Note: \*including 4 newborn bassinets

Source: [Vancouver Island Health](#) & [North Island Hospitals Project](#)

## Physicians and Dentists

Campbell River Health Care Professionals	Number
Physicians	95
Dentists	23

Source: [College of Physicians & Surgeons of BC](#) & [College of Dental Surgeons of BC](#)

## Religious Institutions

Type	Number
Religious Institutions	23

Source: [Go Campbell River Religious Services](#)

## Culture and Recreation

### Top Five Annual Events

Event	Time Frame
Pier Street Farmers Market	Sundays (May through late September)
Transformation on the Shore	Last Tuesday in June through July 1
Canada Day	July 1
Logger Sports	2 <sup>nd</sup> Weekend in August (Fri/Sat/Sun)
North Island Cruisers Show & Shine	Labour Day Sunday

Source: [Campbell River Visitor Centre](#)

### Cultural Amenities

Place	Number
Enclosed Local Shopping Centres (Campbell River Common)	1
Open Local Shopping Centres (Willow Point – 3 / Mercroft Village – 2 phases / Mariner Square / Shoppers Row / Timberline Village / Tyee Plaza / Discovery Harbour / Homewood Road / Quinsam Crossing)	12
Museums	2
Dance Companies	2
Theatre Companies	1
Art Galleries	1
Aquariums	1

Source: [Campbell River Economic Development Corporation](#)

### Recreational Outlets (Local & Regional)

Facility	Activities / Sports
Campbell River Community Centre	Partition-able gym, activity & meeting rooms, catering kitchen,
Campbell River Curling Club	Curling, meeting space
Centennial Park Outdoor Pool	Swimming, park (seasonal)
Phoenix School	Outdoor running track
Nunns Creek	Multiple baseball diamonds
Quinsam Centre Hall & Gym	Gymnasium, meeting rooms, catering kitchen
Robron Park	Lacrosse box, baseball, soccer, tennis, play-park,
Sequoia Springs Golf Club	18 hole public course
Sportsplex & Willow Point Park	Baseball, soccer, rugby, football, tennis, bocce, basketball, skate-park, water-park, play-park, disc golf, sand volleyball courts, ball hockey, partition-able gym, activity & meeting rooms, catering kitchen, trade show space
Strathcona Community Gardens	Swimming, skating, hockey, fitness, weight room, concession, meeting space, trade show space
Storey Creek Golf Club	18 hole semi-private course
Thunderbird Hall	Gymnasium, catering kitchen

Source: [Tourism Campbell River & Region](#)

### Organized Sports Groups

Sporting Group	Website / Email
Campbell River Minor Hockey Association	<a href="http://www.campbellriverminorhockey.com">www.campbellriverminorhockey.com</a>
Campbell River Minor Lacrosse Association	<a href="http://www.campbellriverlacrosse.com">www.campbellriverlacrosse.com</a>
Campbell River Storm Junior B Hockey Association	<a href="http://www.campbellriverstorm.com">www.campbellriverstorm.com</a>
Campbell River Minor Baseball Association	<a href="http://www.crmba.ca">www.crmba.ca</a>
Campbell River Fighting Eagles Football Club	<a href="mailto:campbellriverfightingeagles@gmail.com">campbellriverfightingeagles@gmail.com</a>
Campbell River Youth Soccer Association	<a href="http://www.crysa.bc.ca">www.crysa.bc.ca</a>

Source: [Campbell River Economic Development Corporation](#)

## Schools

### Education – School District 72

Campbell River Public Schools	Number of Schools	Enrollment Numbers
Elementary School (K to Grade 5)	15	2,183
Middle School and High School (Grades 6 to 12)	*4	2,799
Other Schools/Programs	4	258
French Immersion Schools (K to 12)	2	1,725

Note: \*2 Middle Schools (Gr 6-8); 2 High Schools (Gr 9-12)

Source: [School District 72](#)

### High School Graduation

Graduation Totals	Year 2012/2013
Total Eligible Grade 12s	373
Graduates	360
% Who Graduate	97%
% With Honours	38%

Note: Graduate numbers include public school districts only

Source: [BC Ministry of Education](#), Graduation Rates

### Student - Teacher Ratio

School District 72 – Campbell River	Year 2012/2013
FTE-Enrollment/FTE Teacher Ratio	*5,240/262 = 20

Note: Ratio is calculated by dividing full-time equivalent enrollment (school-aged plus adults) by the number of FTE teachers (excludes principals, vice-principals, administrative staff and school-based educators)

Source: [School District 72 Reports](#)

### Average Class Size

School District 72 – Campbell River	Year 2013/2014
Kindergarten	19.7
Grades 1 – 3	22.1
Grades 4 – 7	26.3
Grades 8 – 12	25.9

Source: [Provincial Class Size Summary](#)

### Required Provincial Exams (2012/2013 Timberline Secondary Results)

Exam Course	Students	Grade F	Grade C-	Grade C	Grade C+	Grade B	Grade A
English 10	209	5%	10%	15%	24%	33%	13%
Math 10	209	9%	17%	13%	19%	26%	15%
Science 10	209	5%	8%	19%	30%	27%	11%
Social Studies 11	198	11%	16%	24%	25%	13%	10%
English 12	226	7%	17%	23%	27%	20%	6%

Note: Certain courses must be taken in Grades 10, 11 and 12 in order to meet graduation requirement. These courses have a mandatory exam component. Required exams for Grade 10 include: English 10, Science 10 and Math 10; required exams for Grade 11 include Social Studies 11; required exams for Grade 12 include English 12. Success rate = C- pass or better.

Source: [BC Education Reporting Timberline Secondary](#) [Public School Reports](#)

### Private Schools

Elementary/Secondary School Enrollment	Number
No. of Schools	1
Total Enrollment	n/a

Source: [Campbell River Christian School](#)